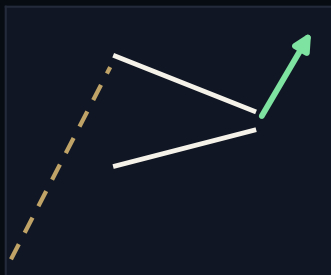


Chart Patterns Cheat Sheet

The 7 patterns TradingPal scans 500+ stocks for every night — with the rules our backtests actually support

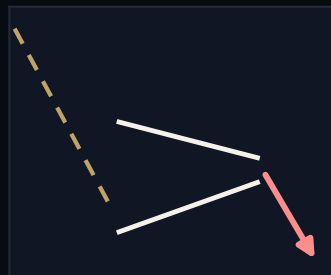
Bull Pennant

usually breaks UP



Bear Pennant

usually breaks DOWN



Ascending Triangle

usually breaks UP



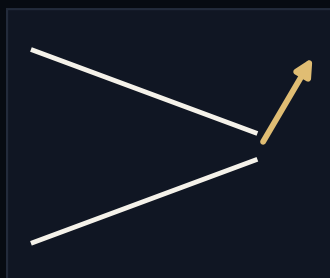
Descending Triangle

usually breaks DOWN




Symmetrical Triangle

breaks EITHER way




Falling Wedge

usually breaks UP



Rising Wedge

usually breaks DOWN



The three rules (same for every pattern)

• Where you buy (entry)

Set your order AT the pattern's line in advance — you're in the moment price pushes through. Gapped past it overnight? You're filled at the open. Never chase the breakout day's close: same trade, worse price.

• Your safety exit (stop-loss)

Decided BEFORE you enter: out if price comes back through the last dip before the breakout (the swing low). Small, known loss — every time.

• The target (measured move)

The pattern's own height, projected from the breakout point. Upward breaks from pennants/triangles often run further — after the target, stay in while price holds its 10-day average.

How to spot a fake

- The two lines run parallel — that's a channel, not a squeeze.
- Price already ground to the tip — no room left to spring.
- It broke out once and crawled back inside — damaged goods.
- No strong run before a pennant — nothing to continue.

Live win rates, live examples and full beginner guides:

tradingpal.io/learn

Educational content, not investment advice.